

Stand Activity Schedule for
HARRISON COUNTY BOE

Strata	Stand	Activity	Acre	Est. Cost	Est. Revenue
2012					
1	1	Fire Protection, Other, Burn, Hand, Fuel Reduction	13	\$195.00	\$0.00
1	5	Fire Protection, Other, Burn, Hand, Fuel Reduction	16	\$246.90	\$0.00
1	6	Fire Protection, Other, Burn, Hand, Fuel Reduction	105	\$1,575.30	\$0.00
1	9	Fire Protection, Other, Burn, Hand, Fuel Reduction	50	\$746.25	\$0.00
2	3	Fire Protection, Other, Burn, Hand, Fuel Reduction	21	\$213.60	\$0.00
2	3	Fire Protection, Other, Burn, Hand, Hazard Mitigation	70	\$1,052.55	\$0.00
2	3	Fire Protection, Other, Burn, Hand, Fuel Reduction	128	\$2,555.40	\$0.00
2	7	Fire Protection, Other, Burn, Hand, Fuel Reduction	158	\$3,152.40	\$0.00
2	7	Fire Protection, Other, Burn, Hand, Fuel Reduction	12	\$180.00	\$0.00
2	12	Fire Protection, Other, Burn, Hand, Fuel Reduction	109	\$1,634.25	\$0.00
2	13	Fire Protection, Other, Burn, Hand, Fuel Reduction	28	\$414.90	\$0.00
2	13	Fire Protection, Other, Burn, Hand, Fuel Reduction	32	\$315.20	\$0.00
2	14	Fire Protection, Other, Burn, Hand, Fuel Reduction	16	\$159.00	\$0.00
2	15	Fire Protection, Other, Burn, Hand, Fuel Reduction	86	\$1,291.35	\$0.00
5	2	Fire Protection, Other, Burn, Hand, Fuel Reduction	10	\$150.00	\$0.00
5	4	Fire Protection, Other, Burn, Hand, Fuel Reduction	29	\$580.00	\$0.00
5	8	Fire Protection, Other, Burn, Hand, Fuel Reduction	10	\$200.00	\$0.00
5	10	Fire Protection, Other, Burn, Hand, Fuel Reduction	5	\$100.00	\$0.00
Yearly Totals			897	\$14,762.10	\$0.00

2013

Strata	Stand	Activity	Acre	Est. Cost	Est. Revenue
1	1	Harvest, Mechanical, Thin, Machine, Slash	13	\$104.00	\$1,214.20
1	6	Harvest, Mechanical, Thin, Machine, Slash	26	\$208.00	\$3,097.12
1	7	Fire Protection, Other, Burn, Hand, Fuel Reduction	62	\$1,054.00	\$0.00
1	9	Fire Protection, Other, Burn, Hand, Fuel Reduction	23	\$276.00	\$0.00
1	11	Harvest, Mechanical, Thin, Machine, Slash	13	\$195.00	\$1,676.09
1	12	Fire Protection, Other, Burn, Hand, Fuel Reduction	37	\$555.00	\$0.00
1	13	Harvest, Mechanical, Thin, Machine, Slash	64	\$960.00	\$8,251.52
1	14	Fire Protection, Other, Burn, Hand, Fuel Reduction	26	\$390.00	\$0.00
2	1	Fire Protection, Other, Burn, Hand, Fuel Reduction	107	\$2,675.00	\$0.00
2	4	Fire Protection, Other, Burn, Hand, Fuel Reduction	9	\$225.00	\$0.00
2	6	Fire Protection, Other, Burn, Hand, Fuel Reduction	71	\$1,775.00	\$0.00
2	9	Fire Protection, Other, Burn, Hand, Fuel Reduction	130	\$2,340.00	\$0.00
3	9	Fire Protection, Other, Burn, Hand, Fuel Reduction	19	\$475.00	\$0.00
4	5	Fire Protection, Other, Burn, Hand, Hazard Mitigation	73	\$1,825.00	\$0.00
4	6	Fire Protection, Other, Burn, Hand, Hazard Mitigation	61	\$1,525.00	\$0.00
4	7	Fire Protection, Other, Burn, Hand, Fuel Reduction	96	\$2,400.00	\$0.00
4	8	Fire Protection, Other, Burn, Hand, Hazard Mitigation	95	\$2,375.00	\$0.00
5	3	Fire Protection, Other, Burn, Hand, Fuel Reduction	88	\$0.00	\$0.00
5	4	Fire Protection, Other, Burn, Hand, Fuel Reduction	42	\$630.00	\$0.00
5	4	Fire Protection, Other, Burn, Hand, Fuel Reduction	33	\$330.00	\$0.00
5	5	Fire Protection, Other, Burn, Hand, Hazard Mitigation	63	\$0.00	\$0.00
6	1	Site Preparation, Other, Burn, Hand, Cut-Over	83	\$2,075.00	\$0.00
6	1	Regeneration, Artificial, Plant, Hand, Longleaf	83	\$7,885.00	\$0.00

Strata	Stand	Activity	Acre	Est. Cost	Est. Revenue
6	1	Site Preparation, Chemical, Broadcast, Aerial, Combination	83	\$6,640.00	\$0.00
6	4	Site Improvement, Mechanical, Bed, Machine, Site Augmentation	205	\$22,242.50	\$0.00
6	4	Site Preparation, Mechanical, Shear, Machine, Cut-Over	205	\$22,242.50	\$0.00
6	8	Fire Protection, Other, Burn, Hand, Fuel Reduction	44	\$660.00	\$0.00
6	11	Regeneration, Artificial, Plant, Hand, Longleaf	5	\$475.00	\$0.00
6	11	Fire Protection, Other, Burn, Hand, Fuel Reduction	5	\$77.50	\$0.00
6	11	Site Preparation, Chemical, Broadcast, Aerial, Combination	5	\$400.00	\$0.00

Yearly Totals			1.869	\$83,014.50	\$14,238.93
----------------------	--	--	--------------	--------------------	--------------------

2014

1	3	Fire Protection, Other, Burn, Hand, Hazard Mitigation	74	\$1,852.00	\$0.00
1	7	Harvest, Mechanical, Thin, Machine, Slash	62	\$2,170.00	\$16,617.24
1	8	Fire Protection, Other, Burn, Hand, Hazard Mitigation	50	\$1,250.00	\$0.00
1	12	Harvest, Mechanical, Thin, Machine, Slash	37	\$1,295.00	\$7,061.82
1	14	Harvest, Mechanical, Thin, Machine, Slash	26	\$910.00	\$4,962.36
2	2	Fire Protection, Other, Burn, Hand, Fuel Reduction	50	\$1,250.00	\$0.00
2	4	Fire Protection, Other, Burn, Hand, Hazard Mitigation	72	\$1,811.00	\$0.00
2	5	Fire Protection, Other, Burn, Hand, Fuel Reduction	118	\$2,950.00	\$0.00
2	6	Fire Protection, Other, Burn, Hand, Fuel Reduction	25	\$625.00	\$0.00
5	4	Fire Protection, Other, Burn, Hand, Fuel Reduction	18	\$450.00	\$0.00
5	6	Fire Protection, Other, Burn, Hand, Fuel Reduction	36	\$900.00	\$0.00
5	9	Fire Protection, Other, Burn, Hand, Hazard Mitigation	50	\$1,250.00	\$0.00
6	4	Regeneration, Artificial, Plant, Hand, Slash	205	\$18,450.00	\$0.00

Yearly Totals			824	\$35,163.00	\$28,641.42
----------------------	--	--	------------	--------------------	--------------------

Strata	Stand	Activity	Acre	Est. Cost	Est. Revenue
2015					
1	1	Fire Protection, Other, Burn, Hand, Fuel Reduction	13	\$329.50	\$0.00
1	5	Fire Protection, Other, Burn, Hand, Fuel Reduction	16	\$411.50	\$0.00
1	6	Fire Protection, Other, Burn, Hand, Fuel Reduction	105	\$2,625.00	\$0.00
1	8	Harvest, Mechanical, Thin, Machine, Slash	78	\$2,714.25	\$8,394.01
1	9	Fire Protection, Other, Burn, Hand, Fuel Reduction	50	\$1,243.75	\$0.00
2	1	Harvest, Mechanical, Final, Machine, Longleaf	107	\$3,745.00	\$57,782.14
2	3	Fire Protection, Other, Burn, Hand, Fuel Reduction	21	\$534.00	\$0.00
2	3	Fire Protection, Other, Burn, Hand, Fuel Reduction	70	\$1,754.25	\$0.00
2	3	Fire Protection, Other, Burn, Hand, Fuel Reduction	128	\$3,200.00	\$0.00
2	4	Harvest, Mechanical, Final, Machine, Slash	9	\$315.00	\$4,341.78
2	6	Harvest, Mechanical, Final, Machine, Longleaf	71	\$2,485.00	\$38,341.42
2	7	Fire Protection, Other, Burn, Hand, Fuel Reduction	12	\$300.00	\$0.00
2	7	Fire Protection, Other, Burn, Hand, Fuel Reduction	158	\$3,950.00	\$0.00
2	12	Fire Protection, Other, Burn, Hand, Fuel Reduction	109	\$2,723.75	\$0.00
2	13	Fire Protection, Other, Burn, Hand, Fuel Reduction	32	\$788.00	\$0.00
2	13	Fire Protection, Other, Burn, Hand, Fuel Reduction	28	\$691.50	\$0.00
2	14	Fire Protection, Other, Burn, Hand, Fuel Reduction	16	\$397.50	\$0.00
2	15	Fire Protection, Other, Burn, Hand, Fuel Reduction	86	\$2,152.25	\$0.00
3	9	Harvest, Mechanical, Final, Machine, Loblolly	19	\$665.00	\$0.00
3	11	Harvest, Mechanical, Final, Machine, Loblolly	19	\$665.00	\$1,350.14
4	1	Fire Protection, Other, Burn, Hand, Fuel Reduction	307	\$7,677.75	\$0.00
4	2	Fire Protection, Other, Burn, Hand, Fuel Reduction	118	\$2,954.75	\$0.00

Strata	Stand	Activity	Acre	Est. Cost	Est. Revenue
4	10	Fire Protection, Other, Burn, Hand, Fuel Reduction	16	\$400.00	\$0.00
4	12	Fire Protection, Other, Burn, Hand, Fuel Reduction	27	\$665.75	\$0.00
5	2	Fire Protection, Other, Burn, Hand, Fuel Reduction	10	\$250.00	\$0.00
5	3	Fire Protection, Other, Burn, Hand, Fuel Reduction	143	\$3,575.00	\$0.00
5	4	Fire Protection, Other, Burn, Hand, Fuel Reduction	29	\$725.00	\$0.00
5	4	Fire Protection, Other, Burn, Hand, Fuel Reduction	50	\$1,242.75	\$0.00
5	5	Fire Protection, Other, Burn, Hand, Fuel Reduction	6	\$149.00	\$0.00
5	6	Fire Protection, Other, Burn, Hand, Fuel Reduction	8	\$210.25	\$0.00
5	7	Fire Protection, Other, Burn, Hand, Fuel Reduction	3	\$72.00	\$0.00
5	8	Fire Protection, Other, Burn, Hand, Fuel Reduction	10	\$250.00	\$0.00
5	8	Fire Protection, Other, Burn, Hand, Fuel Reduction	9	\$224.50	\$0.00
5	9	Fire Protection, Other, Burn, Hand, Fuel Reduction	3	\$78.75	\$0.00
5	10	Fire Protection, Other, Burn, Hand, Fuel Reduction	5	\$125.00	\$0.00
5	10	Fire Protection, Other, Burn, Hand, Fuel Reduction	27	\$683.50	\$0.00
5	11	Fire Protection, Other, Burn, Hand, Fuel Reduction	18	\$439.00	\$0.00
5	12	Fire Protection, Other, Burn, Hand, Fuel Reduction	26	\$646.50	\$0.00
6	2	Fire Protection, Other, Burn, Hand, Hazard Mitigation	19	\$475.00	\$0.00
6	16	Fire Protection, Other, Burn, Hand, Fuel Reduction	61	\$1,525.00	\$0.00
6	18	Fire Protection, Other, Burn, Hand, Hazard Mitigation	41	\$1,036.75	\$0.00
Yearly Totals			2.083	\$55,096.50	\$110,209.49
2016					
1	1	Fire Protection, Other, Burn, Hand, Fuel Reduction	13	\$314.00	\$0.00
1	2	Fire Protection, Other, Burn, Hand, Fuel Reduction	21	\$525.00	\$0.00

Strata	Stand	Activity	Acre	Est. Cost	Est. Revenue
1	3	Fire Protection, Other, Burn, Hand, Hazard Mitigation	74	\$1,852.00	\$0.00
1	3	Harvest, Mechanical, Thin, Machine, Slash	39	\$1,365.00	\$6,783.66
1	6	Fire Protection, Other, Burn, Hand, Fuel Reduction	26	\$645.50	\$0.00
1	8	Fire Protection, Other, Burn, Hand, Hazard Mitigation	50	\$1,250.00	\$0.00
1	11	Fire Protection, Other, Burn, Hand, Fuel Reduction	87	\$2,183.50	\$0.00
1	13	Fire Protection, Other, Burn, Hand, Fuel Reduction	64	\$1,593.00	\$0.00
2	1	Harvest, Mechanical, Final, Machine, Longleaf	28	\$980.00	\$14,943.04
2	1	Site Preparation, Other, Burn, Hand, Combination	107	\$2,675.00	\$0.00
2	1	Regeneration, Artificial, Plant, Hand, Longleaf	107	\$12,840.00	\$0.00
2	1	Site Preparation, Chemical, Broadcast, Aerial, Combination	107	\$8,560.00	\$0.00
2	1	Fire Protection, Other, Burn, Hand, Fuel Reduction	113	\$2,829.50	\$0.00
2	4	Site Preparation, Other, Burn, Hand, Combination	9	\$225.00	\$0.00
2	4	Fire Protection, Other, Burn, Hand, Hazard Mitigation	72	\$1,811.00	\$0.00
2	4	Regeneration, Artificial, Plant, Machine, Longleaf	9	\$1,080.00	\$0.00
2	4	Harvest, Mechanical, Regeneration, Machine, Longleaf	72	\$2,520.00	\$35,180.64
2	4	Site Preparation, Chemical, Broadcast, Aerial, Combination	9	\$720.00	\$0.00
2	6	Regeneration, Artificial, Plant, Hand, Longleaf	71	\$8,520.00	\$0.00
2	6	Site Preparation, Chemical, Broadcast, Aerial, Combination	71	\$5,680.00	\$0.00
2	6	Site Preparation, Other, Burn, Hand, Combination	71	\$1,775.00	\$0.00
2	7	Fire Protection, Other, Burn, Hand, Fuel Reduction	208	\$5,187.50	\$0.00
2	8	Fire Protection, Other, Burn, Hand, Hazard Mitigation	15	\$375.00	\$0.00
2	9	Fire Protection, Other, Burn, Hand, Fuel Reduction	130	\$3,247.50	\$0.00
3	6	Fire Protection, Other, Burn, Hand, Fuel Reduction	12	\$300.00	\$0.00

Strata	Stand	Activity	Acre	Est. Cost	Est. Revenue
3	9	Site Preparation, Other, Burn, Hand, Combination	19	\$475.00	\$0.00
3	9	Regeneration, Artificial, Plant, Hand, Longleaf	19	\$2,295.60	\$0.00
3	9	Site Preparation, Chemical, Broadcast, Aerial, Combination	19	\$1,520.00	\$0.00
3	11	Site Preparation, Other, Burn, Hand, Combination	19	\$475.00	\$0.00
3	11	Regeneration, Artificial, Plant, Hand, Longleaf	19	\$2,298.00	\$0.00
3	11	Site Preparation, Chemical, Broadcast, Aerial, Combination	19	\$1,520.00	\$0.00
4	2	Fire Protection, Other, Burn, Hand, Fuel Reduction	206	\$5,150.00	\$0.00
4	8	Fire Protection, Other, Burn, Hand, Fuel Reduction	167	\$4,175.00	\$0.00
5	3	Fire Protection, Other, Burn, Hand, Fuel Reduction	39	\$969.75	\$0.00
5	4	Fire Protection, Other, Burn, Hand, Fuel Reduction	18	\$450.00	\$0.00
5	4	Fire Protection, Other, Burn, Hand, Fuel Reduction	42	\$1,050.00	\$0.00
5	4	Fire Protection, Other, Burn, Hand, Fuel Reduction	10	\$241.50	\$0.00
5	6	Fire Protection, Other, Burn, Hand, Fuel Reduction	36	\$900.00	\$0.00
5	9	Fire Protection, Other, Burn, Hand, Hazard Mitigation	50	\$1,250.00	\$0.00
6	8	Fire Protection, Other, Burn, Hand, Fuel Reduction	44	\$1,100.00	\$0.00

Yearly Totals 2.310 \$92,923.35 \$56,907.34

2017

1	1	Harvest, Mechanical, Thin, Machine, Slash	13	\$455.00	\$72.41
1	5	Harvest, Mechanical, Thin, Machine, Slash	16	\$560.00	\$1,856.00
1	6	Harvest, Mechanical, Thin, Machine, Slash	116	\$4,060.00	\$17,803.68
1	9	Harvest, Mechanical, Thin, Machine, Slash	50	\$1,750.00	\$72.50
2	1	Regeneration, Artificial, Plant, Hand, Longleaf	28	\$2,520.00	\$0.00
2	1	Site Preparation, Other, Burn, Hand, Combination	28	\$700.00	\$0.00

Strata	Stand	Activity	Acre	Est. Cost	Est. Revenue
2	1	Site Preparation, Chemical, Broadcast, Aerial, Combination	28	\$2,450.00	\$0.00
2	2	Fire Protection, Other, Burn, Hand, Fuel Reduction	50	\$1,250.00	\$0.00
2	3	Fire Protection, Other, Burn, Hand, Fuel Reduction	21	\$534.00	\$0.00
2	5	Fire Protection, Other, Burn, Hand, Fuel Reduction	118	\$2,959.00	\$0.00
2	6	Fire Protection, Other, Burn, Hand, Fuel Reduction	25	\$625.00	\$0.00
2	7	Harvest, Mechanical, Regeneration, Machine, Loblolly	158	\$5,530.00	\$184,632.48
2	13	Fire Protection, Other, Burn, Hand, Fuel Reduction	32	\$788.00	\$0.00
2	13	Fire Protection, Other, Burn, Hand, Fuel Reduction	28	\$700.00	\$0.00
2	14	Fire Protection, Other, Burn, Hand, Fuel Reduction	16	\$397.50	\$0.00
2	15	Fire Protection, Other, Burn, Hand, Fuel Reduction	86	\$2,150.00	\$0.00
4	1	Fire Protection, Other, Burn, Hand, Fuel Reduction	307	\$7,677.75	\$0.00
4	2	Fire Protection, Other, Burn, Hand, Fuel Reduction	118	\$2,950.00	\$0.00
5	4	Fire Protection, Other, Burn, Hand, Fuel Reduction	50	\$1,242.75	\$0.00
5	5	Fire Protection, Other, Burn, Hand, Fuel Reduction	6	\$149.00	\$0.00
5	6	Fire Protection, Other, Burn, Hand, Fuel Reduction	8	\$210.25	\$0.00
5	7	Fire Protection, Other, Burn, Hand, Fuel Reduction	3	\$72.00	\$0.00
5	8	Fire Protection, Other, Burn, Hand, Fuel Reduction	9	\$224.50	\$0.00
5	9	Fire Protection, Other, Burn, Hand, Fuel Reduction	3	\$78.75	\$0.00
5	10	Fire Protection, Other, Burn, Hand, Fuel Reduction	27	\$683.50	\$0.00
5	11	Fire Protection, Other, Burn, Hand, Fuel Reduction	18	\$439.00	\$0.00
5	12	Fire Protection, Other, Burn, Hand, Fuel Reduction	26	\$646.50	\$0.00

Yearly Totals	1.388	\$41,802.50	\$204,437.07
----------------------	--------------	--------------------	---------------------

2018

Strata	Stand	Activity	Acre	Est. Cost	Est. Revenue
1	3	Fire Protection, Other, Burn, Hand, Hazard Mitigation	74	\$1,852.00	\$0.00
1	7	Fire Protection, Other, Burn, Hand, Fuel Reduction	62	\$1,550.00	\$0.00
1	8	Fire Protection, Other, Burn, Hand, Hazard Mitigation	50	\$1,250.00	\$0.00
1	9	Fire Protection, Other, Burn, Hand, Fuel Reduction	23	\$575.00	\$0.00
1	12	Fire Protection, Other, Burn, Hand, Fuel Reduction	37	\$925.00	\$0.00
1	14	Fire Protection, Other, Burn, Hand, Fuel Reduction	26	\$639.75	\$0.00
2	4	Fire Protection, Other, Burn, Hand, Hazard Mitigation	72	\$1,811.00	\$0.00
2	7	Site Preparation, Chemical, Broadcast, Aerial, Woody	158	\$13,430.00	\$0.00
2	7	Regeneration, Artificial, Plant, Machine, Loblolly	158	\$15,010.00	\$0.00
2	7	Fire Protection, Other, Burn, Hand, Fuel Reduction	12	\$300.00	\$0.00
2	12	Fire Protection, Other, Burn, Hand, Fuel Reduction	109	\$2,723.75	\$0.00
4	5	Fire Protection, Other, Burn, Hand, Fuel Reduction	73	\$1,825.00	\$0.00
4	6	Fire Protection, Other, Burn, Hand, Fuel Reduction	61	\$1,524.00	\$0.00
4	8	Fire Protection, Other, Burn, Hand, Fuel Reduction	95	\$2,375.00	\$0.00
5	3	Fire Protection, Other, Burn, Hand, Fuel Reduction	11	\$275.00	\$0.00
5	4	Fire Protection, Other, Burn, Hand, Fuel Reduction	18	\$450.00	\$0.00
5	4	Fire Protection, Other, Burn, Hand, Fuel Reduction	33	\$835.25	\$0.00
5	6	Fire Protection, Other, Burn, Hand, Fuel Reduction	36	\$900.00	\$0.00
5	9	Fire Protection, Other, Burn, Hand, Hazard Mitigation	50	\$1,250.00	\$0.00
6	1	Fire Protection, Other, Burn, Hand, Fuel Reduction	83	\$2,064.00	\$0.00
6	2	Fire Protection, Other, Burn, Hand, Fuel Reduction	19	\$475.00	\$0.00
6	16	Fire Protection, Other, Burn, Hand, Fuel Reduction	61	\$1,525.00	\$0.00
6	18	Fire Protection, Other, Burn, Hand, Fuel Reduction	41	\$1,036.75	\$0.00

Strata	Stand	Activity	Acre	Est. Cost	Est. Revenue
Yearly Totals			1.362	\$54,601.50	\$0.00
2019					
1	1	Fire Protection, Other, Burn, Hand, Fuel Reduction	13	\$325.00	\$0.00
1	1	Fire Protection, Other, Burn, Hand, Fuel Reduction	13	\$329.50	\$0.00
1	2	Fire Protection, Other, Burn, Hand, Hazard Mitigation	21	\$525.00	\$0.00
1	5	Fire Protection, Other, Burn, Hand, Fuel Reduction	16	\$411.50	\$0.00
1	6	Fire Protection, Other, Burn, Hand, Fuel Reduction	105	\$2,625.00	\$0.00
1	6	Fire Protection, Other, Burn, Hand, Fuel Reduction	26	\$650.00	\$0.00
1	9	Fire Protection, Other, Burn, Hand, Fuel Reduction	50	\$1,243.75	\$0.00
2	3	Fire Protection, Other, Burn, Hand, Fuel Reduction	128	\$3,200.00	\$0.00
2	3	Fire Protection, Other, Burn, Hand, Fuel Reduction	21	\$534.00	\$0.00
2	7	Harvest, Mechanical, Final, Machine, Longleaf	12	\$420.00	\$0.00
2	7	Fire Protection, Other, Burn, Hand, Fuel Reduction	158	\$3,950.00	\$0.00
2	8	Harvest, Mechanical, Final, Machine, Longleaf	4	\$140.00	\$0.00
2	8	Fire Protection, Other, Burn, Hand, Fuel Reduction	15	\$375.00	\$0.00
2	9	Fire Protection, Other, Burn, Hand, Fuel Reduction	130	\$3,250.00	\$0.00
2	12	Harvest, Mechanical, Final, Machine, Longleaf	109	\$3,815.00	\$61,782.29
2	13	Harvest, Mechanical, Final, Machine, Longleaf	28	\$980.00	\$14,296.24
2	13	Fire Protection, Other, Burn, Hand, Fuel Reduction	32	\$800.00	\$0.00
2	14	Fire Protection, Other, Burn, Hand, Fuel Reduction	16	\$400.00	\$0.00
2	15	Harvest, Mechanical, Final, Machine, Longleaf	86	\$3,010.00	\$43,909.88
4	1	Fire Protection, Other, Burn, Hand, Fuel Reduction	307	\$7,675.00	\$0.00
4	2	Fire Protection, Other, Burn, Hand, Fuel Reduction	206	\$5,150.00	\$0.00

Strata	Stand	Activity	Acre	Est. Cost	Est. Revenue
4	2	Fire Protection, Other, Burn, Hand, Fuel Reduction	118	\$2,950.00	\$0.00
5	2	Fire Protection, Other, Burn, Hand, Fuel Reduction	10	\$250.00	\$0.00
5	4	Fire Protection, Other, Burn, Hand, Fuel Reduction	50	\$1,242.75	\$0.00
5	4	Fire Protection, Other, Burn, Hand, Fuel Reduction	29	\$725.00	\$0.00
5	4	Fire Protection, Other, Burn, Hand, Fuel Reduction	42	\$1,050.00	\$0.00
5	5	Fire Protection, Other, Burn, Hand, Fuel Reduction	6	\$149.00	\$0.00
5	6	Fire Protection, Other, Burn, Hand, Fuel Reduction	8	\$210.25	\$0.00
5	7	Fire Protection, Other, Burn, Hand, Fuel Reduction	3	\$72.00	\$0.00
5	8	Fire Protection, Other, Burn, Hand, Fuel Reduction	9	\$224.50	\$0.00
5	8	Fire Protection, Other, Burn, Hand, Fuel Reduction	124	\$3,100.00	\$0.00
5	9	Fire Protection, Other, Burn, Hand, Fuel Reduction	3	\$78.75	\$0.00
5	10	Fire Protection, Other, Burn, Hand, Fuel Reduction	27	\$683.50	\$0.00
5	10	Fire Protection, Other, Burn, Hand, Hazard Mitigation	11	\$275.00	\$0.00
5	11	Fire Protection, Other, Burn, Hand, Fuel Reduction	18	\$439.00	\$0.00
5	12	Fire Protection, Other, Burn, Hand, Fuel Reduction	26	\$646.50	\$0.00
6	8	Fire Protection, Other, Burn, Hand, Hazard Mitigation	44	\$1,100.00	\$0.00

Yearly Totals 2.025 \$53,005.00 \$119,988.41

2020

1	3	Fire Protection, Other, Burn, Hand, Hazard Mitigation	74	\$1,850.00	\$0.00
1	8	Fire Protection, Other, Burn, Hand, Hazard Mitigation	50	\$1,250.00	\$0.00
2	1	Fire Protection, Other, Burn, Hand, Hazard Mitigation	113	\$2,829.50	\$0.00
2	3	Harvest, Mechanical, Regeneration, Machine, Loblolly	128	\$4,480.00	\$149,575.68
2	3	Harvest, Mechanical, Regeneration, Machine, Slash	21	\$735.00	\$16,263.24

Strata	Stand	Activity	Acre	Est. Cost	Est. Revenue
2	3	Fire Protection, Other, Burn, Hand, Hazard Mitigation	70	\$1,754.25	\$0.00
2	7	Fire Protection, Other, Burn, Hand, Hazard Mitigation	208	\$5,187.50	\$0.00
2	13	Harvest, Mechanical, Regeneration, Machine, Slash	32	\$1,120.00	\$24,782.08
2	14	Harvest, Mechanical, Regeneration, Machine, Slash	16	\$560.00	\$12,391.04
3	9	Fire Protection, Other, Burn, Hand, Fuel Reduction	19	\$478.25	\$0.00
4	1	Harvest, Mechanical, Thin, Machine, Longleaf	307	\$10,745.00	\$55,892.42
4	2	Harvest, Mechanical, Thin, Machine, Longleaf	118	\$4,136.65	\$21,517.67
4	7	Fire Protection, Other, Burn, Hand, Fuel Reduction	96	\$2,398.00	\$0.00
5	4	Fire Protection, Other, Burn, Hand, Fuel Reduction	18	\$450.00	\$0.00
5	6	Fire Protection, Other, Burn, Hand, Fuel Reduction	36	\$900.00	\$0.00

Yearly Totals	1.306	\$38,874.15	\$280,422.13
----------------------	--------------	--------------------	---------------------

2021

2	3	Site Preparation, Chemical, Broadcast, Aerial, Woody	128	\$10,880.00	\$0.00
2	3	Regeneration, Artificial, Plant, Machine, Loblolly	21	\$2,029.20	\$0.00
2	3	Regeneration, Artificial, Plant, Machine, Loblolly	128	\$12,160.00	\$0.00
2	7	Harvest, Mechanical, Seed Tree, Machine, Longleaf	208	\$7,280.00	\$174,306.08
2	13	Regeneration, Artificial, Plant, Machine, Loblolly	32	\$2,994.40	\$0.00
2	14	Regeneration, Artificial, Plant, Machine, Loblolly	16	\$1,520.00	\$0.00

Yearly Totals	533	\$36,863.60	\$174,306.08
----------------------	------------	--------------------	---------------------

Grand Totals	14.597	\$506,106.20	\$989,150.87
---------------------	---------------	---------------------	---------------------

Stand Activity Summary for
HARRISON COUNTY BOE

Filters Applied: County:
Client Class:
District:
Client: HARRISON COUNTY BO
STR:
Activity:
Year: 2012 Through 2021

STR	Strata	Stand	Activity	Acre	Est. Cost	Est. Revenue
2012						
16 5S 9W	2	3	Fire Protection, Other, Burn, Hand, Fuel Reduction	21	\$213.60	\$0.00
16 5S 9W	2	13	Fire Protection, Other, Burn, Hand, Fuel Reduction	32	\$315.20	\$0.00
16 5S 9W	2	14	Fire Protection, Other, Burn, Hand, Fuel Reduction	16	\$159.00	\$0.00
16 5S 10W	1	1	Fire Protection, Other, Burn, Hand, Fuel Reduction	13	\$195.00	\$0.00
16 5S 10W	1	5	Fire Protection, Other, Burn, Hand, Fuel Reduction	16	\$246.90	\$0.00
16 5S 10W	1	6	Fire Protection, Other, Burn, Hand, Fuel Reduction	105	\$1,575.30	\$0.00
16 5S 10W	1	9	Fire Protection, Other, Burn, Hand, Fuel Reduction	50	\$746.25	\$0.00
16 5S 10W	2	3	Fire Protection, Other, Burn, Hand, Fuel Reduction	128	\$2,555.40	\$0.00
16 5S 10W	2	7	Fire Protection, Other, Burn, Hand, Fuel Reduction	158	\$3,152.40	\$0.00
16 5S 10W	5	2	Fire Protection, Other, Burn, Hand, Fuel Reduction	10	\$150.00	\$0.00
16 5S 10W	5	4	Fire Protection, Other, Burn, Hand, Fuel Reduction	29	\$580.00	\$0.00
16 5S 10W	5	8	Fire Protection, Other, Burn, Hand, Fuel Reduction	10	\$200.00	\$0.00
16 5S 10W	5	10	Fire Protection, Other, Burn, Hand, Fuel Reduction	5	\$100.00	\$0.00
16 6S 11W	2	7	Fire Protection, Other, Burn, Hand, Fuel Reduction	12	\$180.00	\$0.00
16 6S 11W	2	12	Fire Protection, Other, Burn, Hand, Fuel Reduction	109	\$1,634.25	\$0.00
16 6S 11W	2	13	Fire Protection, Other, Burn, Hand, Fuel Reduction	28	\$414.90	\$0.00
16 6S 11W	2	15	Fire Protection, Other, Burn, Hand, Fuel Reduction	86	\$1,291.35	\$0.00
16 6S 12W	2	3	Fire Protection, Other, Burn, Hand, Hazard Mitigation	70	\$1,052.55	\$0.00

STR	Strata	Stand	Activity	Acre	Est. Cost	Est. Revenue
Yearly Totals				897	\$14,762.10	\$0.00
2013						
16 5S 11W	1	7	Fire Protection, Other, Burn, Hand, Fuel Reduction	62	\$1,054.00	\$0.00
16 5S 11W	1	9	Fire Protection, Other, Burn, Hand, Fuel Reduction	23	\$276.00	\$0.00
16 5S 11W	1	12	Fire Protection, Other, Burn, Hand, Fuel Reduction	37	\$555.00	\$0.00
16 5S 11W	1	14	Fire Protection, Other, Burn, Hand, Fuel Reduction	26	\$390.00	\$0.00
16 5S 11W	4	5	Fire Protection, Other, Burn, Hand, Hazard Mitigation	73	\$1,825.00	\$0.00
16 5S 11W	4	6	Fire Protection, Other, Burn, Hand, Hazard Mitigation	61	\$1,525.00	\$0.00
16 5S 11W	4	8	Fire Protection, Other, Burn, Hand, Hazard Mitigation	95	\$2,375.00	\$0.00
16 5S 11W	5	3	Fire Protection, Other, Burn, Hand, Fuel Reduction	88	\$0.00	\$0.00
16 5S 11W	5	4	Fire Protection, Other, Burn, Hand, Fuel Reduction	33	\$330.00	\$0.00
16 5S 11W	6	1	Site Preparation, Other, Burn, Hand, Cut-Over	83	\$2,075.00	\$0.00
16 5S 11W	6	1	Regeneration, Artificial, Plant, Hand, Longleaf	83	\$7,885.00	\$0.00
16 5S 11W	6	1	Site Preparation, Chemical, Broadcast, Aerial, Combination	83	\$6,640.00	\$0.00
16 5S 11W	6	11	Site Preparation, Chemical, Broadcast, Aerial, Combination	5	\$400.00	\$0.00
16 5S 11W	6	11	Regeneration, Artificial, Plant, Hand, Longleaf	5	\$475.00	\$0.00
16 5S 11W	6	11	Fire Protection, Other, Burn, Hand, Fuel Reduction	5	\$77.50	\$0.00
16 5S 12W	1	11	Harvest, Mechanical, Thin, Machine, Slash	13	\$195.00	\$1,676.09
16 5S 12W	1	13	Harvest, Mechanical, Thin, Machine, Slash	64	\$960.00	\$8,251.52
16 6S 9W	6	4	Site Improvement, Mechanical, Bed, Machine, Site Augmentation	205	\$22,242.50	\$0.00
16 6S 9W	6	4	Site Preparation, Mechanical, Shear, Machine, Cut-Over	205	\$22,242.50	\$0.00
16 6S 10W	1	1	Harvest, Mechanical, Thin, Machine, Slash	13	\$104.00	\$1,214.20
16 6S 10W	1	6	Harvest, Mechanical, Thin, Machine, Slash	26	\$208.00	\$3,097.12

STR	Strata	Stand	Activity	Acre	Est. Cost	Est. Revenue
16 6S 10W	2	9	Fire Protection, Other, Burn, Hand, Fuel Reduction	130	\$2,340.00	\$0.00
16 6S 10W	5	4	Fire Protection, Other, Burn, Hand, Fuel Reduction	42	\$630.00	\$0.00
16 6S 10W	6	8	Fire Protection, Other, Burn, Hand, Fuel Reduction	44	\$660.00	\$0.00
16 6S 13W	2	1	Fire Protection, Other, Burn, Hand, Fuel Reduction	107	\$2,675.00	\$0.00
16 6S 13W	2	4	Fire Protection, Other, Burn, Hand, Fuel Reduction	9	\$225.00	\$0.00
16 6S 13W	2	6	Fire Protection, Other, Burn, Hand, Fuel Reduction	71	\$1,775.00	\$0.00
16 6S 13W	3	9	Fire Protection, Other, Burn, Hand, Fuel Reduction	19	\$475.00	\$0.00
16 6S 13W	4	7	Fire Protection, Other, Burn, Hand, Fuel Reduction	96	\$2,400.00	\$0.00
16 6S 13W	5	5	Fire Protection, Other, Burn, Hand, Hazard Mitigation	63	\$0.00	\$0.00

Yearly Totals

1.869

\$83,014.50

\$14,238.93

2014

16 5S 11W	1	7	Harvest, Mechanical, Thin, Machine, Slash	62	\$2,170.00	\$16,617.24
16 5S 11W	1	12	Harvest, Mechanical, Thin, Machine, Slash	37	\$1,295.00	\$7,061.82
16 5S 11W	1	14	Harvest, Mechanical, Thin, Machine, Slash	26	\$910.00	\$4,962.36
16 6S 9W	2	2	Fire Protection, Other, Burn, Hand, Fuel Reduction	50	\$1,250.00	\$0.00
16 6S 9W	2	5	Fire Protection, Other, Burn, Hand, Fuel Reduction	118	\$2,950.00	\$0.00
16 6S 9W	2	6	Fire Protection, Other, Burn, Hand, Fuel Reduction	25	\$625.00	\$0.00
16 6S 9W	6	4	Regeneration, Artificial, Plant, Hand, Slash	205	\$18,450.00	\$0.00
16 6S 12W	2	4	Fire Protection, Other, Burn, Hand, Hazard Mitigation	72	\$1,811.00	\$0.00
16 6S 12W	5	9	Fire Protection, Other, Burn, Hand, Hazard Mitigation	50	\$1,250.00	\$0.00
16 7S 12W	1	3	Fire Protection, Other, Burn, Hand, Hazard Mitigation	74	\$1,852.00	\$0.00
16 7S 12W	1	8	Fire Protection, Other, Burn, Hand, Hazard Mitigation	50	\$1,250.00	\$0.00
16 7S 12W	5	4	Fire Protection, Other, Burn, Hand, Fuel Reduction	18	\$450.00	\$0.00

STR	Strata	Stand	Activity	Acre	Est. Cost	Est. Revenue
16 7S 12W	5	6	Fire Protection, Other, Burn, Hand, Fuel Reduction	36	\$900.00	\$0.00
Yearly Totals				824	\$35,163.00	\$28,641.42
2015						
16 5S 9W	2	3	Fire Protection, Other, Burn, Hand, Fuel Reduction	21	\$534.00	\$0.00
16 5S 9W	2	13	Fire Protection, Other, Burn, Hand, Fuel Reduction	32	\$788.00	\$0.00
16 5S 9W	2	14	Fire Protection, Other, Burn, Hand, Fuel Reduction	16	\$397.50	\$0.00
16 5S 9W	4	1	Fire Protection, Other, Burn, Hand, Fuel Reduction	307	\$7,677.75	\$0.00
16 5S 9W	4	2	Fire Protection, Other, Burn, Hand, Fuel Reduction	118	\$2,954.75	\$0.00
16 5S 9W	5	4	Fire Protection, Other, Burn, Hand, Fuel Reduction	50	\$1,242.75	\$0.00
16 5S 9W	5	5	Fire Protection, Other, Burn, Hand, Fuel Reduction	6	\$149.00	\$0.00
16 5S 9W	5	6	Fire Protection, Other, Burn, Hand, Fuel Reduction	8	\$210.25	\$0.00
16 5S 9W	5	7	Fire Protection, Other, Burn, Hand, Fuel Reduction	3	\$72.00	\$0.00
16 5S 9W	5	8	Fire Protection, Other, Burn, Hand, Fuel Reduction	9	\$224.50	\$0.00
16 5S 9W	5	9	Fire Protection, Other, Burn, Hand, Fuel Reduction	3	\$78.75	\$0.00
16 5S 9W	5	10	Fire Protection, Other, Burn, Hand, Fuel Reduction	27	\$683.50	\$0.00
16 5S 9W	5	11	Fire Protection, Other, Burn, Hand, Fuel Reduction	18	\$439.00	\$0.00
16 5S 9W	5	12	Fire Protection, Other, Burn, Hand, Fuel Reduction	26	\$646.50	\$0.00
16 5S 10W	1	1	Fire Protection, Other, Burn, Hand, Fuel Reduction	13	\$329.50	\$0.00
16 5S 10W	1	5	Fire Protection, Other, Burn, Hand, Fuel Reduction	16	\$411.50	\$0.00
16 5S 10W	1	6	Fire Protection, Other, Burn, Hand, Fuel Reduction	105	\$2,625.00	\$0.00
16 5S 10W	1	9	Fire Protection, Other, Burn, Hand, Fuel Reduction	50	\$1,243.75	\$0.00
16 5S 10W	2	3	Fire Protection, Other, Burn, Hand, Fuel Reduction	128	\$3,200.00	\$0.00
16 5S 10W	2	7	Fire Protection, Other, Burn, Hand, Fuel Reduction	158	\$3,950.00	\$0.00

STR	Strata	Stand	Activity	Acre	Est. Cost	Est. Revenue
16 5S 10W	5	2	Fire Protection, Other, Burn, Hand, Fuel Reduction	10	\$250.00	\$0.00
16 5S 10W	5	4	Fire Protection, Other, Burn, Hand, Fuel Reduction	29	\$725.00	\$0.00
16 5S 10W	5	8	Fire Protection, Other, Burn, Hand, Fuel Reduction	10	\$250.00	\$0.00
16 5S 10W	5	10	Fire Protection, Other, Burn, Hand, Fuel Reduction	5	\$125.00	\$0.00
16 5S 13W	1	8	Harvest, Mechanical, Thin, Machine, Slash	78	\$2,714.25	\$8,394.01
16 6S 11W	2	7	Fire Protection, Other, Burn, Hand, Fuel Reduction	12	\$300.00	\$0.00
16 6S 11W	2	12	Fire Protection, Other, Burn, Hand, Fuel Reduction	109	\$2,723.75	\$0.00
16 6S 11W	2	13	Fire Protection, Other, Burn, Hand, Fuel Reduction	28	\$691.50	\$0.00
16 6S 11W	2	15	Fire Protection, Other, Burn, Hand, Fuel Reduction	86	\$2,152.25	\$0.00
16 6S 11W	6	2	Fire Protection, Other, Burn, Hand, Hazard Mitigation	19	\$475.00	\$0.00
16 6S 11W	6	16	Fire Protection, Other, Burn, Hand, Fuel Reduction	61	\$1,525.00	\$0.00
16 6S 11W	6	18	Fire Protection, Other, Burn, Hand, Hazard Mitigation	41	\$1,036.75	\$0.00
16 6S 12W	2	3	Fire Protection, Other, Burn, Hand, Fuel Reduction	70	\$1,754.25	\$0.00
16 6S 13W	2	1	Harvest, Mechanical, Final, Machine, Longleaf	107	\$3,745.00	\$57,782.14
16 6S 13W	2	4	Harvest, Mechanical, Final, Machine, Slash	9	\$315.00	\$4,341.78
16 6S 13W	2	6	Harvest, Mechanical, Final, Machine, Longleaf	71	\$2,485.00	\$38,341.42
16 6S 13W	3	9	Harvest, Mechanical, Final, Machine, Loblolly	19	\$665.00	\$0.00
16 6S 13W	3	11	Harvest, Mechanical, Final, Machine, Loblolly	19	\$665.00	\$1,350.14
16 6S 13W	4	10	Fire Protection, Other, Burn, Hand, Fuel Reduction	16	\$400.00	\$0.00
16 6S 13W	4	12	Fire Protection, Other, Burn, Hand, Fuel Reduction	27	\$665.75	\$0.00
16 6S 13W	5	3	Fire Protection, Other, Burn, Hand, Fuel Reduction	143	\$3,575.00	\$0.00

Yearly Totals

2.083

\$55,096.50

\$110,209.49

2016

STR	Strata	Stand	Activity	Acre	Est. Cost	Est. Revenue
16 5S 12W	1	11	Fire Protection, Other, Burn, Hand, Fuel Reduction	87	\$2,183.50	\$0.00
16 5S 12W	1	13	Fire Protection, Other, Burn, Hand, Fuel Reduction	64	\$1,593.00	\$0.00
16 5S 12W	3	6	Fire Protection, Other, Burn, Hand, Fuel Reduction	12	\$300.00	\$0.00
16 5S 12W	4	8	Fire Protection, Other, Burn, Hand, Fuel Reduction	167	\$4,175.00	\$0.00
16 5S 12W	5	3	Fire Protection, Other, Burn, Hand, Fuel Reduction	39	\$969.75	\$0.00
16 5S 12W	5	4	Fire Protection, Other, Burn, Hand, Fuel Reduction	10	\$241.50	\$0.00
16 6S 10W	1	1	Fire Protection, Other, Burn, Hand, Fuel Reduction	13	\$314.00	\$0.00
16 6S 10W	1	2	Fire Protection, Other, Burn, Hand, Fuel Reduction	21	\$525.00	\$0.00
16 6S 10W	1	6	Fire Protection, Other, Burn, Hand, Fuel Reduction	26	\$645.50	\$0.00
16 6S 10W	2	9	Fire Protection, Other, Burn, Hand, Fuel Reduction	130	\$3,247.50	\$0.00
16 6S 10W	5	4	Fire Protection, Other, Burn, Hand, Fuel Reduction	42	\$1,050.00	\$0.00
16 6S 10W	6	8	Fire Protection, Other, Burn, Hand, Fuel Reduction	44	\$1,100.00	\$0.00
16 6S 12W	2	1	Harvest, Mechanical, Final, Machine, Longleaf	28	\$980.00	\$14,943.04
16 6S 12W	2	4	Harvest, Mechanical, Regeneration, Machine, Longleaf	72	\$2,520.00	\$35,180.64
16 6S 12W	2	4	Fire Protection, Other, Burn, Hand, Hazard Mitigation	72	\$1,811.00	\$0.00
16 6S 12W	2	8	Fire Protection, Other, Burn, Hand, Hazard Mitigation	15	\$375.00	\$0.00
16 6S 12W	4	2	Fire Protection, Other, Burn, Hand, Fuel Reduction	206	\$5,150.00	\$0.00
16 6S 12W	5	9	Fire Protection, Other, Burn, Hand, Hazard Mitigation	50	\$1,250.00	\$0.00
16 6S 13W	2	1	Site Preparation, Chemical, Broadcast, Aerial, Combination	107	\$8,560.00	\$0.00
16 6S 13W	2	1	Site Preparation, Other, Burn, Hand, Combination	107	\$2,675.00	\$0.00
16 6S 13W	2	1	Regeneration, Artificial, Plant, Hand, Longleaf	107	\$12,840.00	\$0.00
16 6S 13W	2	4	Site Preparation, Chemical, Broadcast, Aerial, Combination	9	\$720.00	\$0.00
16 6S 13W	2	4	Site Preparation, Other, Burn, Hand, Combination	9	\$225.00	\$0.00

STR	Strata	Stand	Activity	Acre	Est. Cost	Est. Revenue
16 6S 13W	2	4	Regeneration, Artificial, Plant, Machine, Longleaf	9	\$1,080.00	\$0.00
16 6S 13W	2	6	Regeneration, Artificial, Plant, Hand, Longleaf	71	\$8,520.00	\$0.00
16 6S 13W	2	6	Site Preparation, Chemical, Broadcast, Aerial, Combination	71	\$5,680.00	\$0.00
16 6S 13W	2	6	Site Preparation, Other, Burn, Hand, Combination	71	\$1,775.00	\$0.00
16 6S 13W	3	9	Regeneration, Artificial, Plant, Hand, Longleaf	19	\$2,295.60	\$0.00
16 6S 13W	3	9	Site Preparation, Other, Burn, Hand, Combination	19	\$475.00	\$0.00
16 6S 13W	3	9	Site Preparation, Chemical, Broadcast, Aerial, Combination	19	\$1,520.00	\$0.00
16 6S 13W	3	11	Regeneration, Artificial, Plant, Hand, Longleaf	19	\$2,298.00	\$0.00
16 6S 13W	3	11	Site Preparation, Other, Burn, Hand, Combination	19	\$475.00	\$0.00
16 6S 13W	3	11	Site Preparation, Chemical, Broadcast, Aerial, Combination	19	\$1,520.00	\$0.00
16 7S 11W	1	3	Harvest, Mechanical, Thin, Machine, Slash	39	\$1,365.00	\$6,783.66
16 7S 12W	1	3	Fire Protection, Other, Burn, Hand, Hazard Mitigation	74	\$1,852.00	\$0.00
16 7S 12W	1	8	Fire Protection, Other, Burn, Hand, Hazard Mitigation	50	\$1,250.00	\$0.00
16 7S 12W	2	1	Fire Protection, Other, Burn, Hand, Fuel Reduction	113	\$2,829.50	\$0.00
16 7S 12W	2	7	Fire Protection, Other, Burn, Hand, Fuel Reduction	208	\$5,187.50	\$0.00
16 7S 12W	5	4	Fire Protection, Other, Burn, Hand, Fuel Reduction	18	\$450.00	\$0.00
16 7S 12W	5	6	Fire Protection, Other, Burn, Hand, Fuel Reduction	36	\$900.00	\$0.00

Yearly Totals 2.310 \$92,923.35 \$56,907.34

2017

16 5S 9W	2	3	Fire Protection, Other, Burn, Hand, Fuel Reduction	21	\$534.00	\$0.00
16 5S 9W	2	13	Fire Protection, Other, Burn, Hand, Fuel Reduction	32	\$788.00	\$0.00
16 5S 9W	2	14	Fire Protection, Other, Burn, Hand, Fuel Reduction	16	\$397.50	\$0.00
16 5S 9W	4	1	Fire Protection, Other, Burn, Hand, Fuel Reduction	307	\$7,677.75	\$0.00

STR	Strata	Stand	Activity	Acre	Est. Cost	Est. Revenue
16 5S 9W	4	2	Fire Protection, Other, Burn, Hand, Fuel Reduction	118	\$2,950.00	\$0.00
16 5S 9W	5	4	Fire Protection, Other, Burn, Hand, Fuel Reduction	50	\$1,242.75	\$0.00
16 5S 9W	5	5	Fire Protection, Other, Burn, Hand, Fuel Reduction	6	\$149.00	\$0.00
16 5S 9W	5	6	Fire Protection, Other, Burn, Hand, Fuel Reduction	8	\$210.25	\$0.00
16 5S 9W	5	7	Fire Protection, Other, Burn, Hand, Fuel Reduction	3	\$72.00	\$0.00
16 5S 9W	5	8	Fire Protection, Other, Burn, Hand, Fuel Reduction	9	\$224.50	\$0.00
16 5S 9W	5	9	Fire Protection, Other, Burn, Hand, Fuel Reduction	3	\$78.75	\$0.00
16 5S 9W	5	10	Fire Protection, Other, Burn, Hand, Fuel Reduction	27	\$683.50	\$0.00
16 5S 9W	5	11	Fire Protection, Other, Burn, Hand, Fuel Reduction	18	\$439.00	\$0.00
16 5S 9W	5	12	Fire Protection, Other, Burn, Hand, Fuel Reduction	26	\$646.50	\$0.00
16 5S 10W	1	1	Harvest, Mechanical, Thin, Machine, Slash	13	\$455.00	\$72.41
16 5S 10W	1	5	Harvest, Mechanical, Thin, Machine, Slash	16	\$560.00	\$1,856.00
16 5S 10W	1	6	Harvest, Mechanical, Thin, Machine, Slash	116	\$4,060.00	\$17,803.68
16 5S 10W	1	9	Harvest, Mechanical, Thin, Machine, Slash	50	\$1,750.00	\$72.50
16 5S 10W	2	7	Harvest, Mechanical, Regeneration, Machine, Loblolly	158	\$5,530.00	\$184,632.48
16 6S 9W	2	2	Fire Protection, Other, Burn, Hand, Fuel Reduction	50	\$1,250.00	\$0.00
16 6S 9W	2	5	Fire Protection, Other, Burn, Hand, Fuel Reduction	118	\$2,959.00	\$0.00
16 6S 9W	2	6	Fire Protection, Other, Burn, Hand, Fuel Reduction	25	\$625.00	\$0.00
16 6S 11W	2	13	Fire Protection, Other, Burn, Hand, Fuel Reduction	28	\$700.00	\$0.00
16 6S 11W	2	15	Fire Protection, Other, Burn, Hand, Fuel Reduction	86	\$2,150.00	\$0.00
16 6S 12W	2	1	Site Preparation, Chemical, Broadcast, Aerial, Combination	28	\$2,450.00	\$0.00
16 6S 12W	2	1	Regeneration, Artificial, Plant, Hand, Longleaf	28	\$2,520.00	\$0.00
16 6S 12W	2	1	Site Preparation, Other, Burn, Hand, Combination	28	\$700.00	\$0.00

STR	Strata	Stand	Activity	Acre	Est. Cost	Est. Revenue
Yearly Totals				1.388	\$41,802.50	\$204,437.07
2018						
16 5S 10W	2	7	Site Preparation, Chemical, Broadcast, Aerial, Woody	158	\$13,430.00	\$0.00
16 5S 10W	2	7	Regeneration, Artificial, Plant, Machine, Loblolly	158	\$15,010.00	\$0.00
16 5S 11W	1	7	Fire Protection, Other, Burn, Hand, Fuel Reduction	62	\$1,550.00	\$0.00
16 5S 11W	1	9	Fire Protection, Other, Burn, Hand, Fuel Reduction	23	\$575.00	\$0.00
16 5S 11W	1	12	Fire Protection, Other, Burn, Hand, Fuel Reduction	37	\$925.00	\$0.00
16 5S 11W	1	14	Fire Protection, Other, Burn, Hand, Fuel Reduction	26	\$639.75	\$0.00
16 5S 11W	4	5	Fire Protection, Other, Burn, Hand, Fuel Reduction	73	\$1,825.00	\$0.00
16 5S 11W	4	6	Fire Protection, Other, Burn, Hand, Fuel Reduction	61	\$1,524.00	\$0.00
16 5S 11W	4	8	Fire Protection, Other, Burn, Hand, Fuel Reduction	95	\$2,375.00	\$0.00
16 5S 11W	5	3	Fire Protection, Other, Burn, Hand, Fuel Reduction	11	\$275.00	\$0.00
16 5S 11W	5	4	Fire Protection, Other, Burn, Hand, Fuel Reduction	33	\$835.25	\$0.00
16 5S 11W	6	1	Fire Protection, Other, Burn, Hand, Fuel Reduction	83	\$2,064.00	\$0.00
16 6S 11W	2	7	Fire Protection, Other, Burn, Hand, Fuel Reduction	12	\$300.00	\$0.00
16 6S 11W	2	12	Fire Protection, Other, Burn, Hand, Fuel Reduction	109	\$2,723.75	\$0.00
16 6S 11W	6	2	Fire Protection, Other, Burn, Hand, Fuel Reduction	19	\$475.00	\$0.00
16 6S 11W	6	16	Fire Protection, Other, Burn, Hand, Fuel Reduction	61	\$1,525.00	\$0.00
16 6S 11W	6	18	Fire Protection, Other, Burn, Hand, Fuel Reduction	41	\$1,036.75	\$0.00
16 6S 12W	2	4	Fire Protection, Other, Burn, Hand, Hazard Mitigation	72	\$1,811.00	\$0.00
16 6S 12W	5	9	Fire Protection, Other, Burn, Hand, Hazard Mitigation	50	\$1,250.00	\$0.00
16 7S 12W	1	3	Fire Protection, Other, Burn, Hand, Hazard Mitigation	74	\$1,852.00	\$0.00
16 7S 12W	1	8	Fire Protection, Other, Burn, Hand, Hazard Mitigation	50	\$1,250.00	\$0.00

STR	Strata	Stand	Activity	Acre	Est. Cost	Est. Revenue
16 7S 12W	5	4	Fire Protection, Other, Burn, Hand, Fuel Reduction	18	\$450.00	\$0.00
16 7S 12W	5	6	Fire Protection, Other, Burn, Hand, Fuel Reduction	36	\$900.00	\$0.00
Yearly Totals				1.362	\$54,601.50	\$0.00
2019						
16 5S 9W	2	3	Fire Protection, Other, Burn, Hand, Fuel Reduction	21	\$534.00	\$0.00
16 5S 9W	2	13	Fire Protection, Other, Burn, Hand, Fuel Reduction	32	\$800.00	\$0.00
16 5S 9W	2	14	Fire Protection, Other, Burn, Hand, Fuel Reduction	16	\$400.00	\$0.00
16 5S 9W	4	1	Fire Protection, Other, Burn, Hand, Fuel Reduction	307	\$7,675.00	\$0.00
16 5S 9W	4	2	Fire Protection, Other, Burn, Hand, Fuel Reduction	118	\$2,950.00	\$0.00
16 5S 9W	5	4	Fire Protection, Other, Burn, Hand, Fuel Reduction	50	\$1,242.75	\$0.00
16 5S 9W	5	5	Fire Protection, Other, Burn, Hand, Fuel Reduction	6	\$149.00	\$0.00
16 5S 9W	5	6	Fire Protection, Other, Burn, Hand, Fuel Reduction	8	\$210.25	\$0.00
16 5S 9W	5	7	Fire Protection, Other, Burn, Hand, Fuel Reduction	3	\$72.00	\$0.00
16 5S 9W	5	8	Fire Protection, Other, Burn, Hand, Fuel Reduction	9	\$224.50	\$0.00
16 5S 9W	5	9	Fire Protection, Other, Burn, Hand, Fuel Reduction	3	\$78.75	\$0.00
16 5S 9W	5	10	Fire Protection, Other, Burn, Hand, Fuel Reduction	27	\$683.50	\$0.00
16 5S 9W	5	11	Fire Protection, Other, Burn, Hand, Fuel Reduction	18	\$439.00	\$0.00
16 5S 9W	5	12	Fire Protection, Other, Burn, Hand, Fuel Reduction	26	\$646.50	\$0.00
16 5S 10W	1	1	Fire Protection, Other, Burn, Hand, Fuel Reduction	13	\$329.50	\$0.00
16 5S 10W	1	5	Fire Protection, Other, Burn, Hand, Fuel Reduction	16	\$411.50	\$0.00
16 5S 10W	1	6	Fire Protection, Other, Burn, Hand, Fuel Reduction	105	\$2,625.00	\$0.00
16 5S 10W	1	9	Fire Protection, Other, Burn, Hand, Fuel Reduction	50	\$1,243.75	\$0.00
16 5S 10W	2	3	Fire Protection, Other, Burn, Hand, Fuel Reduction	128	\$3,200.00	\$0.00

STR	Strata	Stand	Activity	Acre	Est. Cost	Est. Revenue
16 5S 10W	2	7	Fire Protection, Other, Burn, Hand, Fuel Reduction	158	\$3,950.00	\$0.00
16 5S 10W	5	2	Fire Protection, Other, Burn, Hand, Fuel Reduction	10	\$250.00	\$0.00
16 5S 10W	5	4	Fire Protection, Other, Burn, Hand, Fuel Reduction	29	\$725.00	\$0.00
16 5S 10W	5	8	Fire Protection, Other, Burn, Hand, Fuel Reduction	124	\$3,100.00	\$0.00
16 5S 10W	5	10	Fire Protection, Other, Burn, Hand, Hazard Mitigation	11	\$275.00	\$0.00
16 6S 10W	1	1	Fire Protection, Other, Burn, Hand, Fuel Reduction	13	\$325.00	\$0.00
16 6S 10W	1	2	Fire Protection, Other, Burn, Hand, Hazard Mitigation	21	\$525.00	\$0.00
16 6S 10W	1	6	Fire Protection, Other, Burn, Hand, Fuel Reduction	26	\$650.00	\$0.00
16 6S 10W	2	9	Fire Protection, Other, Burn, Hand, Fuel Reduction	130	\$3,250.00	\$0.00
16 6S 10W	5	4	Fire Protection, Other, Burn, Hand, Fuel Reduction	42	\$1,050.00	\$0.00
16 6S 10W	6	8	Fire Protection, Other, Burn, Hand, Hazard Mitigation	44	\$1,100.00	\$0.00
16 6S 11W	2	7	Harvest, Mechanical, Final, Machine, Longleaf	12	\$420.00	\$0.00
16 6S 11W	2	8	Harvest, Mechanical, Final, Machine, Longleaf	4	\$140.00	\$0.00
16 6S 11W	2	12	Harvest, Mechanical, Final, Machine, Longleaf	109	\$3,815.00	\$61,782.29
16 6S 11W	2	13	Harvest, Mechanical, Final, Machine, Longleaf	28	\$980.00	\$14,296.24
16 6S 11W	2	15	Harvest, Mechanical, Final, Machine, Longleaf	86	\$3,010.00	\$43,909.88
16 6S 12W	2	8	Fire Protection, Other, Burn, Hand, Fuel Reduction	15	\$375.00	\$0.00
16 6S 12W	4	2	Fire Protection, Other, Burn, Hand, Fuel Reduction	206	\$5,150.00	\$0.00

Yearly Totals

2.025

\$53,005.00

\$119,988.41

2020

16 5S 9W	2	3	Harvest, Mechanical, Regeneration, Machine, Slash	21	\$735.00	\$16,263.24
16 5S 9W	2	13	Harvest, Mechanical, Regeneration, Machine, Slash	32	\$1,120.00	\$24,782.08
16 5S 9W	2	14	Harvest, Mechanical, Regeneration, Machine, Slash	16	\$560.00	\$12,391.04

STR	Strata	Stand	Activity	Acre	Est. Cost	Est. Revenue
16 5S 9W	4	1	Harvest, Mechanical, Thin, Machine, Longleaf	307	\$10,745.00	\$55,892.42
16 5S 9W	4	2	Harvest, Mechanical, Thin, Machine, Longleaf	118	\$4,136.65	\$21,517.67
16 5S 10W	2	3	Harvest, Mechanical, Regeneration, Machine, Loblolly	128	\$4,480.00	\$149,575.68
16 6S 12W	2	3	Fire Protection, Other, Burn, Hand, Hazard Mitigation	70	\$1,754.25	\$0.00
16 6S 13W	3	9	Fire Protection, Other, Burn, Hand, Fuel Reduction	19	\$478.25	\$0.00
16 6S 13W	4	7	Fire Protection, Other, Burn, Hand, Fuel Reduction	96	\$2,398.00	\$0.00
16 7S 12W	1	3	Fire Protection, Other, Burn, Hand, Hazard Mitigation	74	\$1,850.00	\$0.00
16 7S 12W	1	8	Fire Protection, Other, Burn, Hand, Hazard Mitigation	50	\$1,250.00	\$0.00
16 7S 12W	2	1	Fire Protection, Other, Burn, Hand, Hazard Mitigation	113	\$2,829.50	\$0.00
16 7S 12W	2	7	Fire Protection, Other, Burn, Hand, Hazard Mitigation	208	\$5,187.50	\$0.00
16 7S 12W	5	4	Fire Protection, Other, Burn, Hand, Fuel Reduction	18	\$450.00	\$0.00
16 7S 12W	5	6	Fire Protection, Other, Burn, Hand, Fuel Reduction	36	\$900.00	\$0.00
Yearly Totals				1.306	\$38,874.15	\$280,422.13
2021						
16 5S 9W	2	3	Regeneration, Artificial, Plant, Machine, Loblolly	21	\$2,029.20	\$0.00
16 5S 9W	2	13	Regeneration, Artificial, Plant, Machine, Loblolly	32	\$2,994.40	\$0.00
16 5S 9W	2	14	Regeneration, Artificial, Plant, Machine, Loblolly	16	\$1,520.00	\$0.00
16 5S 10W	2	3	Regeneration, Artificial, Plant, Machine, Loblolly	128	\$12,160.00	\$0.00
16 5S 10W	2	3	Site Preparation, Chemical, Broadcast, Aerial, Woody	128	\$10,880.00	\$0.00
16 7S 12W	2	7	Harvest, Mechanical, Seed Tree, Machine, Longleaf	208	\$7,280.00	\$174,306.08
Yearly Totals				533	\$36,863.60	\$174,306.08
Grand Totals				14.597	\$506,106.20	\$989,150.87

Property Activities Report

Filters Applied: County:
 Client Class:
 District:
 Client: HARRISON COUNTY BO
 STR:
 Year: 2012 Through 2021

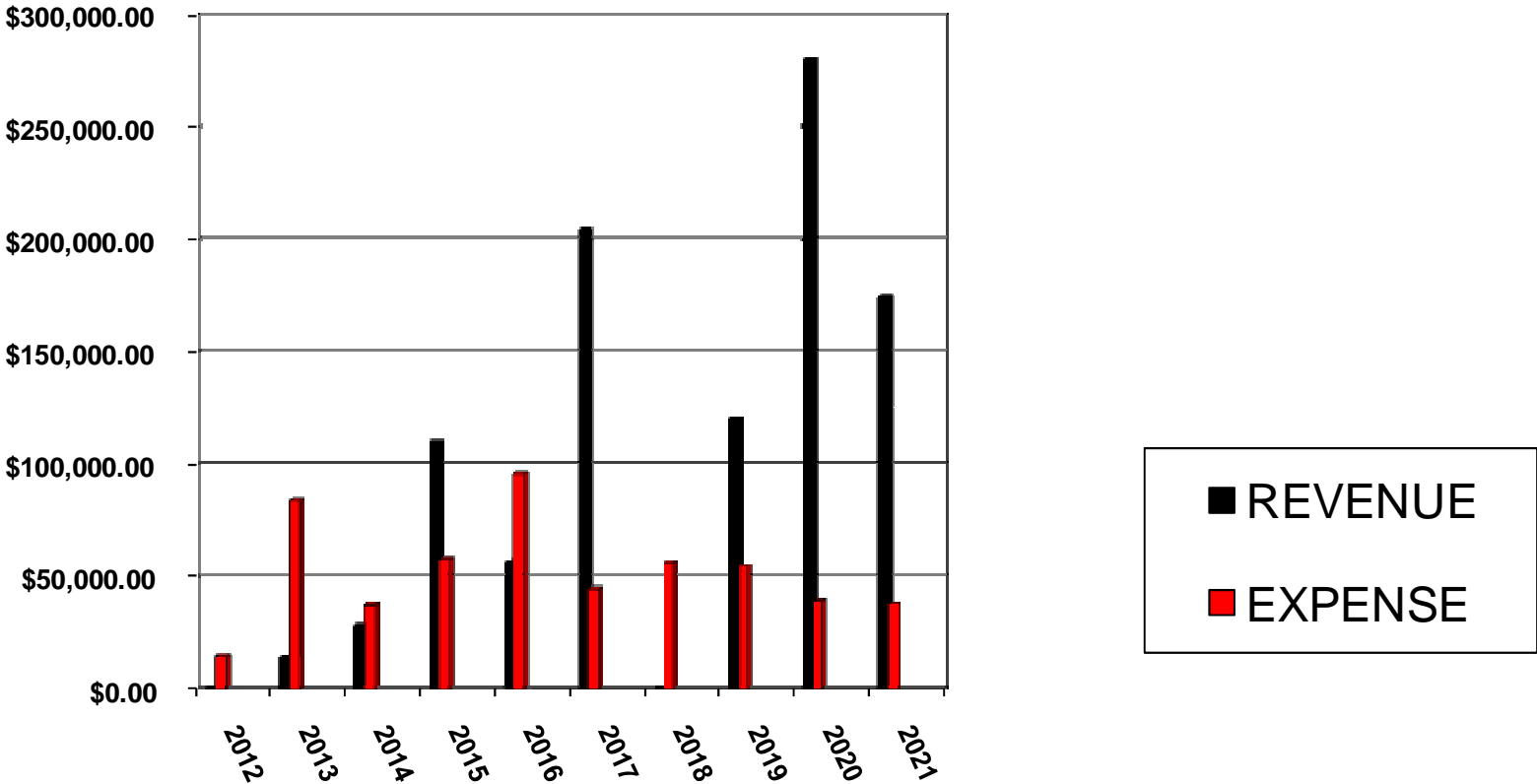
Client Name	Plan Year	STR	Act. Name	Method	Practice	Application	Est. Cost	Act. Object	Est. Miles
HARRISON COUNTY BOE									
2013									
16 5S 11W									
Property Activities									
				Maintain	Paint	Hand	\$1,084.15	Property Boundary	4.034
							Totals	\$1,084.15	4.034
							Summary for 'PlanYear' = 2013		
							Totals	\$1,084.15	4.034
2014									
16 5S 13W									
Property Activities									
				Maintain	Paint	Hand	\$1,090.02	Property Boundary	4.04
							Totals	\$1,090.02	4.04
16 6S 13W									
Property Activities									
				Maintain	Paint	Hand	\$1,089.75	Property Boundary	4.039
							Totals	\$1,089.75	4.039
							Summary for 'PlanYear' = 2014		
							Totals	\$2,179.78	8.079
2015									
16 6S 10W									
Property Activities									
				Maintain	Paint	Hand	\$1,082.47	Property Boundary	4.012

Client Name	Plan Year	STR	Act. Name	Method	Practice	Application	Est. Cost	Act. Object	Est. Miles
						Totals	\$1,082.47		4.012
		16 6S 11W							
			Property Activities						
				Maintain	Paint	Hand	\$1,090.02	Property Boundary	4.04
						Totals	\$1,090.02		4.04
		16 7S 11W							
			Property Activities						
				Maintain	Paint	Hand	\$1,085.98	Property Boundary	4.025
						Totals	\$1,085.98		4.025
						Summary for 'PlanYear' = 2015			
						Totals	\$3,258.47		12.077
	2016								
		16 5S 9W							
			Property Activities						
				Maintain	Paint	Hand	\$1,081.39	Property Boundary	4.008
						Totals	\$1,081.39		4.008
		16 5S 12W							
			Property Activities						
				Maintain	Paint	Hand	\$1,077.43	Property Boundary	4.009
						Totals	\$1,077.43		4.009
		16 6S 12W							
			Property Activities						
				Maintain	Paint	Hand	\$1,085.98	Property Boundary	4.025
						Totals	\$1,085.98		4.025
						Summary for 'PlanYear' = 2016			
						Totals	\$3,244.79		12.042
	2017								

Client Name	Plan Year	STR	Act. Name	Method	Practice	Application	Est. Cost	Act. Object	Est. Miles
		16 5S 10W							
			Property Activities						
				Maintain	Paint	Hand	\$1,080.58	Property Boundary	4.005
						Totals	\$1,080.58		4.005
		16 5S 11W							
			Property Activities						
				Maintain	Paint	Hand	\$1,084.15	Property Boundary	4.034
						Totals	\$1,084.15		4.034
		16 7S 12W							
			Property Activities						
				Maintain	Paint	Hand	\$1,083.06	Property Boundary	3.983
						Totals	\$1,083.06		3.983
						Summary for 'PlanYear' = 2017			
						Totals	\$3,247.78		12.022
	2018								
		16 6S 9W							
			Property Activities						
				Maintain	Paint	Hand	\$1,079.85	Property Boundary	4.018
						Totals	\$1,079.85		4.018
		16 6S 11W							
			Property Activities						
				Maintain	Paint	Hand	\$1,090.02	Property Boundary	4.04
						Totals	\$1,090.02		4.04
						Summary for 'PlanYear' = 2018			
						Totals	\$2,169.87		8.058
	2019								
		16 5S 13W							

Client Name	Plan Year	STR	Act. Name	Method	Practice	Application	Est. Cost	Act. Object	Est. Miles
			Property Activities						
				Establish	Survey	Hand	\$1,087.89	Property Boundary	4.04
						Totals	\$1,087.89		4.04
		16 6S 13W	Property Activities						
				Maintain	Paint	Hand	\$1,089.75	Property Boundary	4.039
						Totals	\$1,089.75		4.039
						Summary for 'PlanYear' = 2019			
						Totals	\$2,177.65		8.079
	2020								
		16 6S 10W	Property Activities						
				Maintain	Paint	Hand	\$1,082.47	Property Boundary	4.012
						Totals	\$1,082.47		4.012
						Summary for 'PlanYear' = 2020			
						Totals	\$1,082.47		4.012
	2021								
		16 5S 12W	Property Activities						
				Maintain	Paint	Hand	\$1,079.54	Property Boundary	4.009
						Totals	\$1,079.54		4.009
						Summary for 'PlanYear' = 2021			
						Totals	\$1,079.54		4.009
						Summary for HARRISON COUNTY BOE			
						Totals	\$19,524.50		72.412
Grand Totals							\$19,524.50		72.412

HARRISON COUNTY BOE REVENUES – EXPENSES 2012-2021



Revenues and Expenses are estimates only.

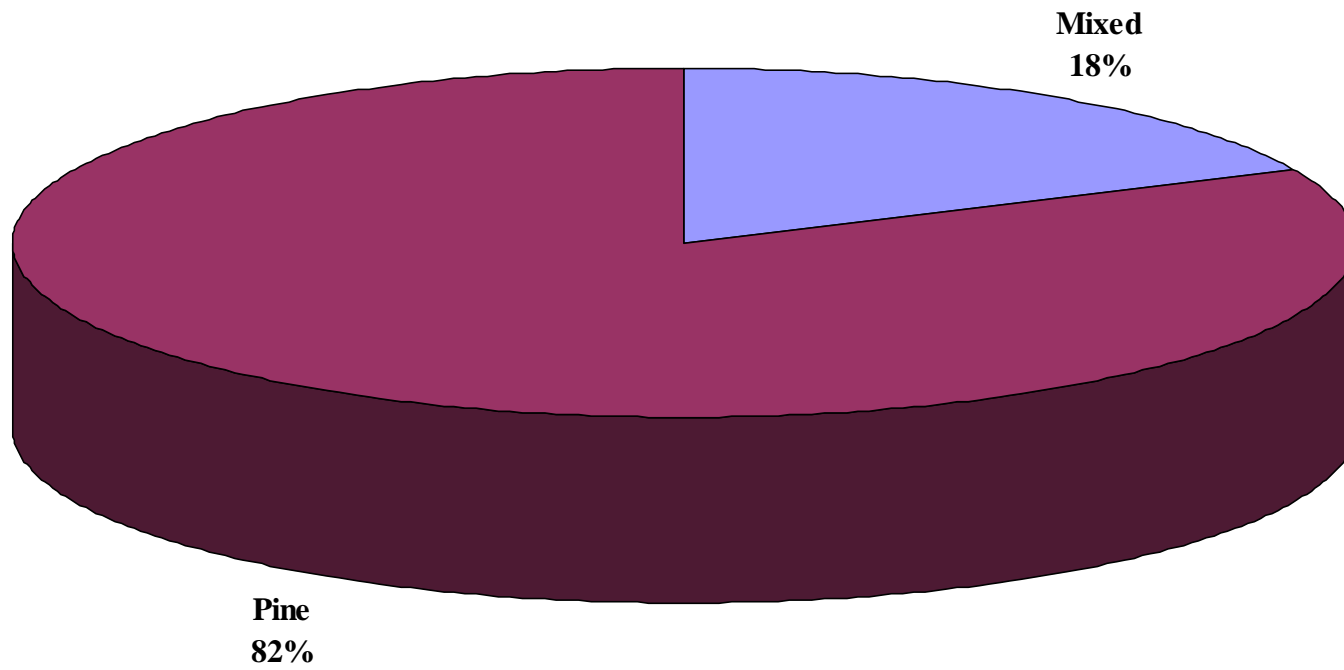
Filters Applied:

County:
Client Class:

District:
Client: HARRISON COUNTY BO

STR:

Broad Cover Type Distribution



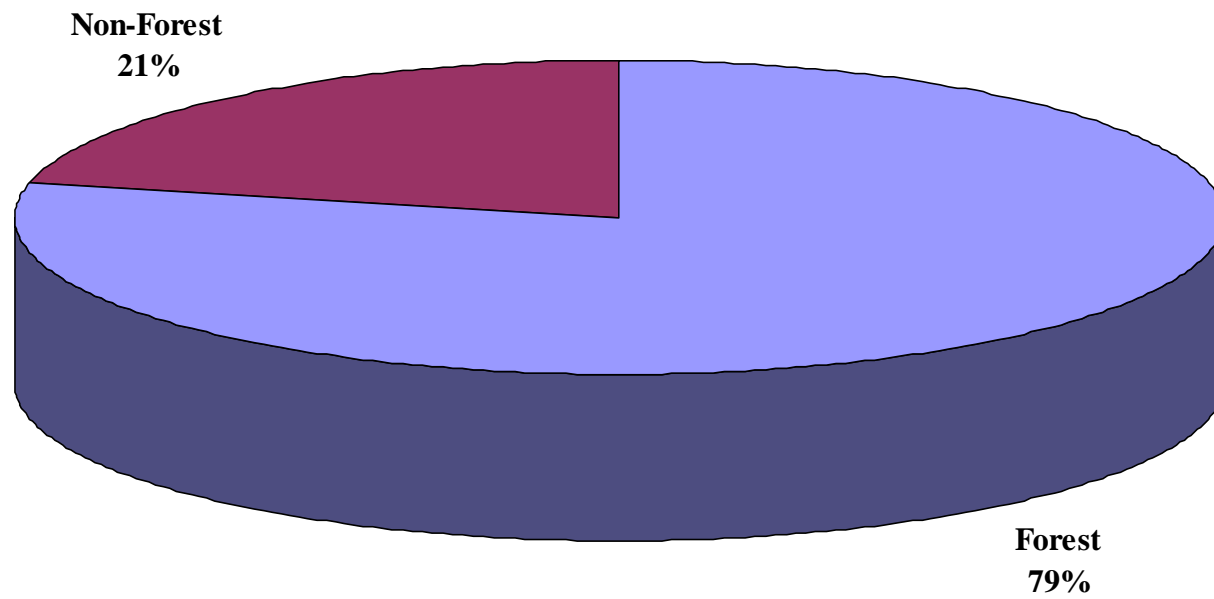
Filters Applied:

County:
Client Class:

District:
Client: HARRISON COUNTY BO

STR:

Land Use Distribution



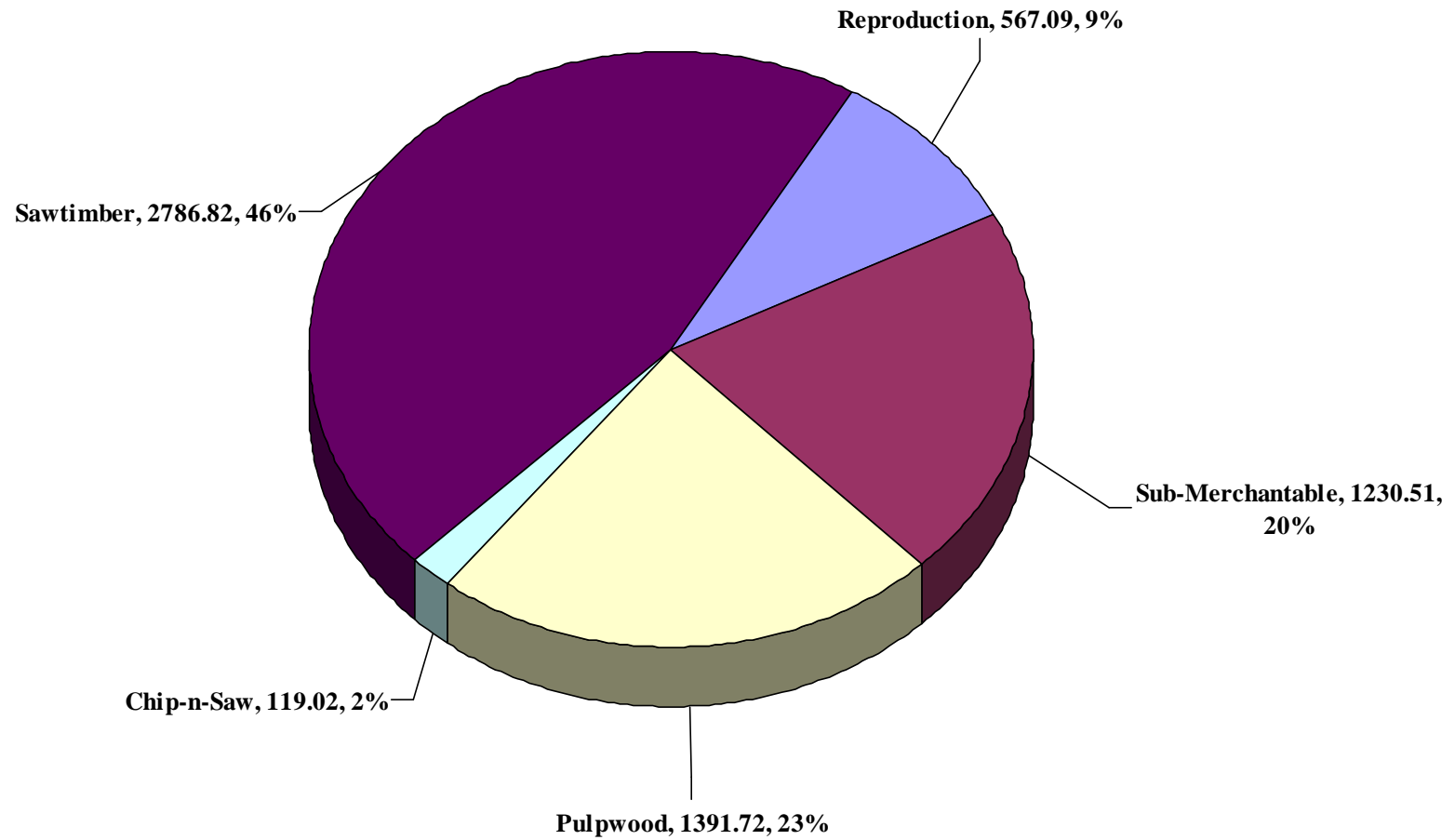
Filters Applied:

County:
Client Class:

District:
Client: HARRISON COUNTY BO

STR:

Forested Stands Class Distribution by Acres



Filters Applied:

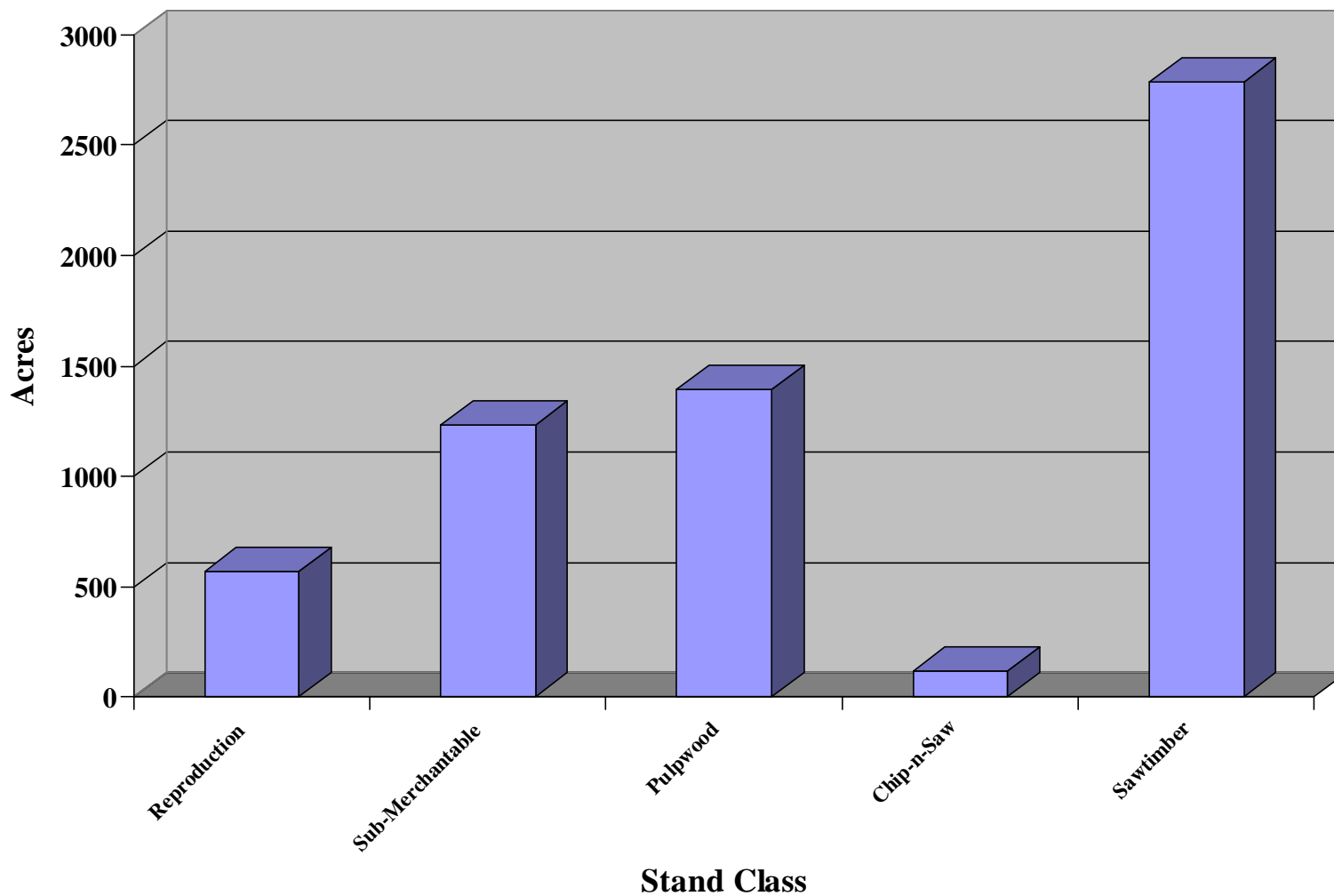
County:
District:

Client: HARRISON COUNTY BO
STR:

Broad Cover Type:
Client Class:

Stand Age: Through

Forested Stands Graph



Filters Applied:

County:
District:

Client: HARRISON COUNTY BO
STR:

Broad Cover Type:
Client Class:

Stand Age: Through

Age Distribution Graph

